



The
Magnificent
Collection 2012

Columbus



PD500 Blue Star Bevel



PD501 New Tara



PD502 Crystal Gem



PD503 Clear Crystal



PD508 Climbing Rose



PD509 Bevel Border



PD510 New Topaz



PD511 Georgian Bevel Blast



PD504 Georgian Bar



PD505 Blue Orbit



PD506 Crystal Pearl



PD507 Diamond Lead



PD512 Georgian Blast



PD513 China Blast



PD514 New Platinum





PD521 New Mercury



PD522 Sapphire



PD523 House No



PD527 Star Bevel



PD528 Resin Rose





PD524 Bevel Cluster




PD525 Star Blast



PD526 Ice Cluster



PD529 Tulip





PD531 New Silver



PD532 Blue Stud



PD533 Star Cut Bevel



PD537 Tanzanite



PD538 Georgian Bevel



PD534 Coloured Blast




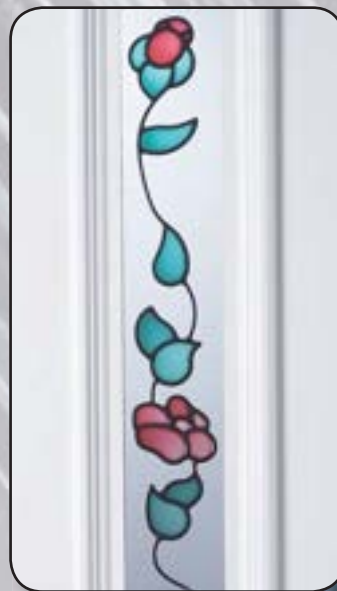
PD535 Bell Flower



PD536 Climbing Rose



PD539 Sandblast Bevel



New Asia



PD541 New Celtic



PD542 Rambling Rose



PD543 Single Rose



Mauritius




PD544 Bevel



PD545 Summer



PD546 Victorian Twist





PD551 Coloured Bevel



PD552 Traditional Tulip



PD553 Bevel Cluster



PD554 New Connah



PD555 Heaton Bevel Border



PD556 Yorkshire Rose



PD557 Primrose



PD561 New Diamond



PD562 Coyle



PD563 Diamond Green
Border



PD564 Red Diamond



PD569 Harding Bevel



PD570 Rose Sandblast



PD571 Royal Master



PD572 Cullingworth Bevel
Border



PD565 Scroll



PD566 Yellow Rose



PD567 Wild Rose



PD568 Bevel Cluster



PD573 New Royal



PD574 Radiance



PD575 Victorian Sandblast



PD576 Crystal Shimmer



PD581 New Quasar



PD582 Blue Tulip



PD583 Crystal Tulip



PD587 Rose Bud House



PD588 House No



PD589 Blue Jewel



PD584 Titan Bevel



PD585 Rosette



PD586 Climbing Rose



PD590 Victorian Bevel



PD591 Blast



St Lucia



PD601 House No



PD602 Victorian Bevel



PD603 Renaissance



PD604 Red Jewel

Atlantis



PD605 Diamond Bevel



PD606 Rose Vine



PD607 Creeping Rose



PD611 Baildon Bevel



PD612 Triple Bevel



PD613 Star Cut Bevel





PD621 New Faylin



PD622 Ice Cluster



PD623 Crystal



PD627 Blue Border Bevel



PD628 Victorian Blast







PD624 Bingley Bevel



PD625 Queen Anne Rose



PD626 Plum





PD631 Oxford Crystal



PD632 Glue Chip Bevel



PD633 Crystal Gem



PD637 Tea Rose






PD634 Summer Rose



PD635 Clear Resin Rose



PD636 Trailing Rose





PD661 Star Cut Bevel



PD662 Golf Bevel



PD663 Clear Crystal



PD664 Sandblast Bevel



PD665 Edwardian

Bahli



PD671 Single Rose



PD672 Centre Gem



PD673 White Rose

Insbrook



PD682 Resin Rose



PD683 Rosette



PD684 Tiled Bevel



PD685 Irish Bevel



PD686 Large Glazed



PD687 Small Glazed





PD691 China Cluster



PD692 Wave Cluster



PD693 Coventry Bevel



PD694 Georgian Bar



PD695 Connah



Corey & Cottage Bow



PD701 Corey York Master



PD702 Corey Centre Bevel



PD710 Cottage Bow



Solid Panels



Atlantis



Aztec



Bahli



Bermuda



Cain



Columbus



Corey



Cottage Bow



Cuba



Drake



Insbrook



Jamaica



Leah



Livingstone



Marco Polo



Mauritius



Nemorez



New Asia



New Back Door
Diamond



Shiplap



St. Lucia


Side Panels



Leah
Side Panel



Columbus
Side Panel



Atlantis
Side Panel

Conservatory & Half Panels



L Con Plain



Fleur De Lys




G Half



KQ QTR Scallop



GQ Half



CQ



GQ Con Plain



C Half



P Rose

Accessories



This collection of door panels are produced to the highest standard using top quality raw materials. In this brochure you will find just a few of many different designs available complemented with decorative glass.

Due to our policy of continual research and development we reserve the right to change specification without prior notice. Oxidisation of lead is a natural process and therefore can not be accepted as a fault. Whilst every effort is made to match the colour used in the decorative glass, due to the nature of photographic reproduction colours shown are for guidance only.

Panels are available with reinforced cores using various thickness MDF or ply board, sandwiched between the layers of high density, fire resistant polystyrene - British Standard BS4 76.

All skins and insulating materials are bonded together using a moisture curing polyurethane adhesive, specially designed for the panel manufacturing and laminating industries.

A large range of obscured glass and high quality stained units are available in a wide range of designs. Our skilled craftsmen can also produce custom designs.

All panels are available with letter boxes, knockers, numbers and cut to size.



PD721 Cain Diamond Clear Resin



PD722 Cain Gold Liquid Resin



PD723 Columbus Gold Liquid Resin

Liquid Resins

